

BIERK ART BURSARY PROGRAM
FOR POST-SECONDARY STUDIES
IN THE VISUAL ARTS, MEDIA ARTS,
ARCHITECTURE, AND DESIGN

Territorial Acknowledgements

Bierk Art Bursary Program

- A program of the **Electric City Culture Council (EC3)** that offers **two bursaries of \$1,000.00 each** for Peterborough high school students completing Grade 12 in 2024 who plan to undertake post-secondary studies in **visual arts, media arts, architecture, or design** during the 2024-25 academic year.
- There is a **two-part** application process: applicants complete and submit a **written application form** and then meet for a **virtual portfolio review** with a Selection Committee comprised of local arts professionals, who then make recommendations to EC3.

Eligibility Criteria

To be eligible for the Bursary, the student must:

- Be completing their graduating year of high school in 2024
- Live and/or attend school in the City of Peterborough or Peterborough County, including Hiawatha and Curve Lake First Nations
- Have applied to pursue post-secondary education in visual, media arts, architecture or design at a recognized college or university in 2024-25 (proof of acceptance is required to receive the bursary)
- Demonstrate great promise, interest, commitment to, and ability in these art forms

Assessment Criteria

The Selection Committee will review applicants' portfolios in the Zoom review/interview and assess them on the following criteria:

- Artistic merit of the work
- Demonstrated ability to undertake study of visual arts, media arts, architecture, or design
- Demonstrated commitment to and interest in the proposed studies
- Promise in the field

Inclusion, Diversity, Equity and Accessibility

- EC3 is committed to supporting and promoting diverse artists, artistic practices, and arts communities that represent a wide cross-section of peoples, including artists who are Indigenous, Black, or people of colour, as well as artists with disabilities, Deaf artists and those who are members of marginalized religious, sexual orientation, and gender identity groups.
- EC3 strives to make our juries, selection, and assessment committees equitable and inclusive by ensuring broad representation from the communities outlined above.
- Persons with disabilities are encouraged to come forward at any stage of the application process to request accommodations, if needed.

If you have a disability and require assistance with the process, please don't hesitate to reach out: bierkartfundbursaries@gmail.com.

Timeline

- Applications open: **May 14**
- Applications due: **June 11 at 11:59pm**
- Portfolio reviews: **the following week**
- Announcement: **late June**

What is a Portfolio Review?

- The Portfolio Review is a **conversation between you and the Selection Committee** based on your art portfolio.
- The artwork in your portfolio will give the committee members a sense of **who you are as an artist**.
- The goal of the review is to **learn about your strengths, experiences, and interests**, as well as your **motivation** for pursuing a post secondary arts education.

How can I prepare for my Portfolio Review?

- Compile documentation of **3 to 10 artworks** that showcase your artistic abilities and potential.
- Choose works that **showcase your technical abilities** in various media; that **reflect your artistic curiosities**; works that **highlight your creativity and artistic process**.
- Artworks that **illustrate what is important** to you as an art student and allow you to speak about your **inspirations and ambitions** are great choices.

How can I prepare for my Portfolio Review?

- Consider your art portfolio as not only a **means of showcasing your artistic merit**, but also as a **tool to help you talk about the following topics**:
 - Your interests and experiences in visual arts, media arts, architecture or design
 - Your commitment to your development as an artist
 - Your short-term and long-term goals as an art student and as an artist
 - Your past achievements
 - Why you have chosen to pursue an education in visual arts, media arts, architecture and design
 - Why you believe you should be awarded a Bierk Art Bursary

How can I prepare for my Portfolio Review?

- Show the work you are **most excited about** (and be prepared to explain why).
- Show the work you are **least excited about** (and be prepared to explain why).

Both of these types of works will help convey who you are as a young artist.

Virtual Portfolio Reviews

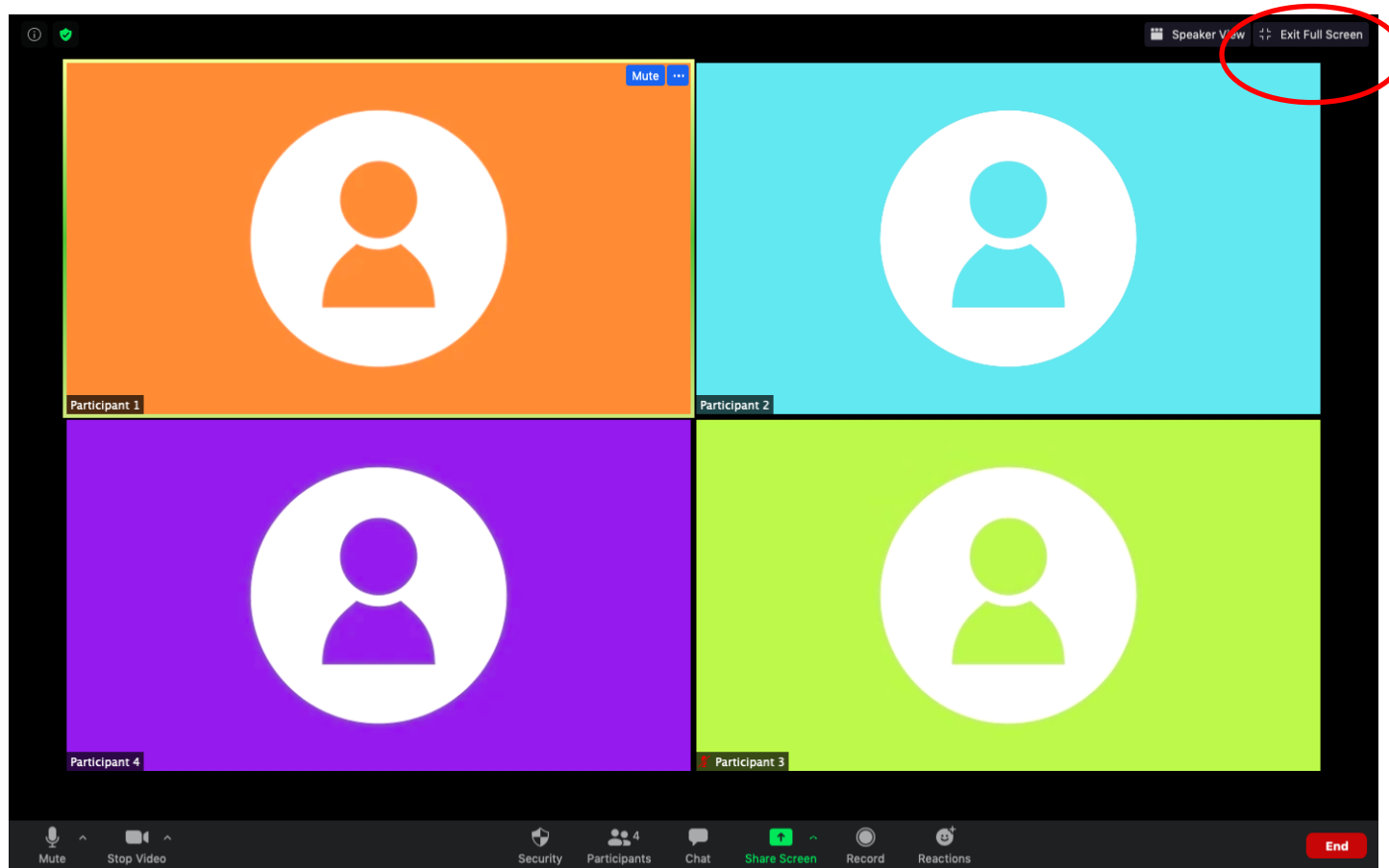
- Feel free to include **many media files of one work** to showcase its various elements: texture, size, dimensionality, etc.
- Being prepared is great. But keep in mind: **you are not being judged on your ability to use Zoom!**
- **Don't censor what you include** in your virtual portfolio because you feel it won't show well on Zoom.
- **Please let us know if you need special accommodation** due to the virtual platform of this year's Portfolio Review.

Technical Considerations

- Make sure your art portfolio is **organized in a way that is virtually accessible** (e.g. in one single folder, or as a PowerPoint presentation).
- Ideally, connect to the review meeting from a **quiet space** with a **reliable internet connection**, and use a **desktop or laptop computer**.
- Consider your **computer settings**:
 - Audio input and output
 - Application notifications (turn them off to minimize distractions)
- Spend some time to **familiarize yourself with Zoom**.

Using Zoom: Gallery and Speaker View

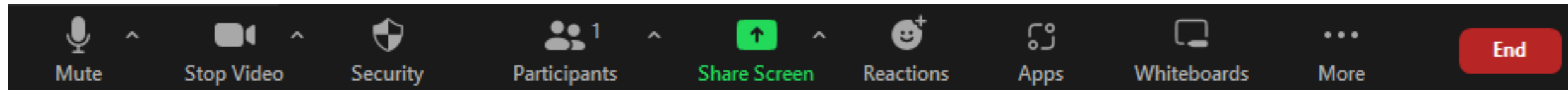
BIERK ART BURSARY PROGRAM
FOR POST-SECONDARY STUDIES
IN THE VISUAL ARTS, MEDIA ARTS,
ARCHITECTURE, AND DESIGN



- Click the multi-square icon in the upper right-hand corner to switch between Gallery and Speaker view
- **Gallery View** allows you to see all participants at once
- **Speaker View** limits the view to whoever is speaking

Using Zoom: Navigation and Buttons

- Familiarize yourself with Zoom's navigation menu bar:



↑
Mute and unmute
your mic (also access
audio options)

↑
Turn your webcam
on and off (also
access video options)

↑
View who else is in the
meeting

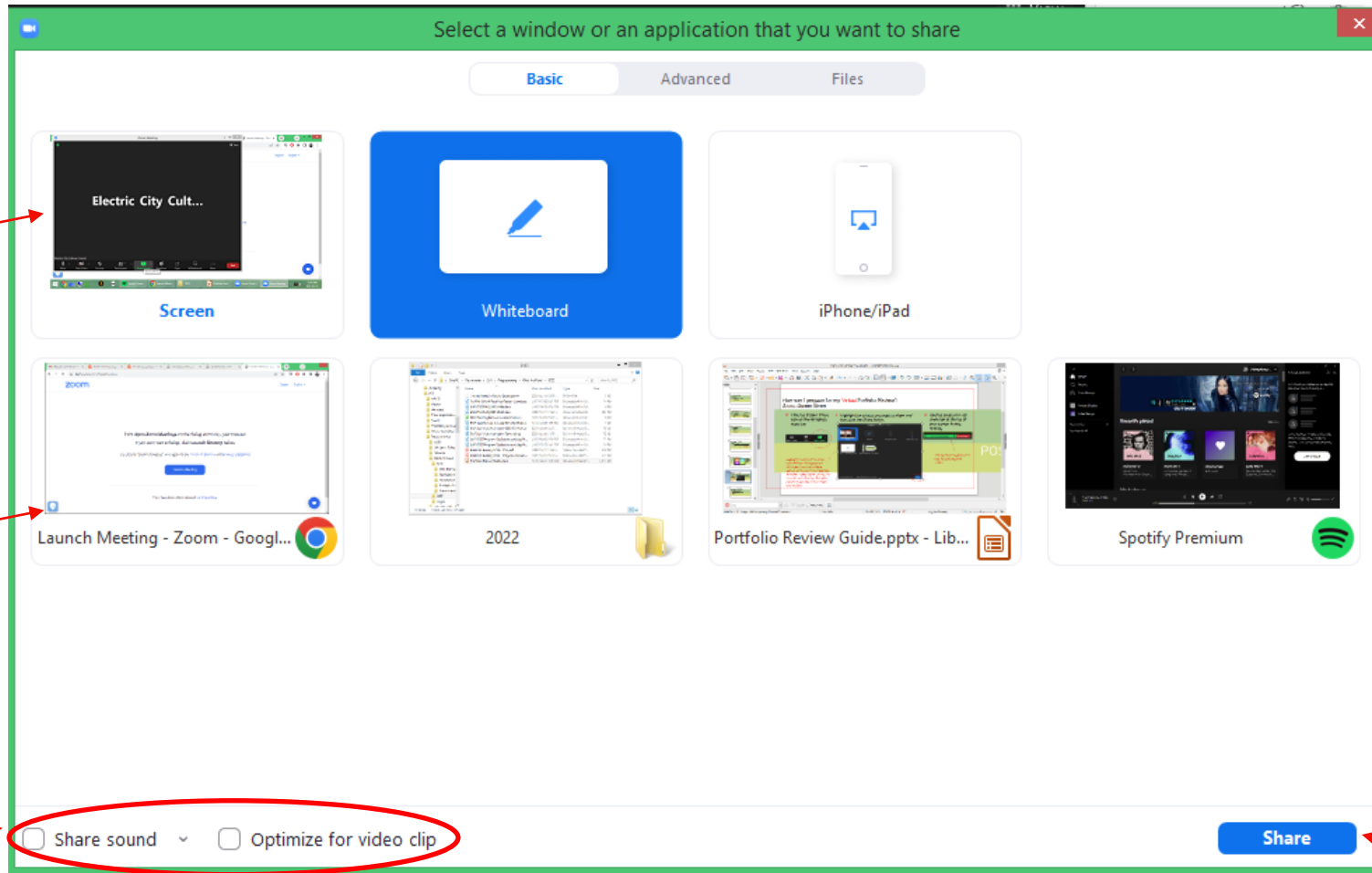
↑
Share your screen to
present your
portfolio

↑
Access nonverbal
reactions or
raise your hand

↑
More options,
including chat

Using Zoom: Screen Share

BIERK ART BURSARY PROGRAM
FOR POST-SECONDARY STUDIES
IN THE VISUAL ARTS, MEDIA ARTS,
ARCHITECTURE, AND DESIGN



Highlight "Screen" (or "Desktop 1") to share your entire desktop and whatever is on the screen.

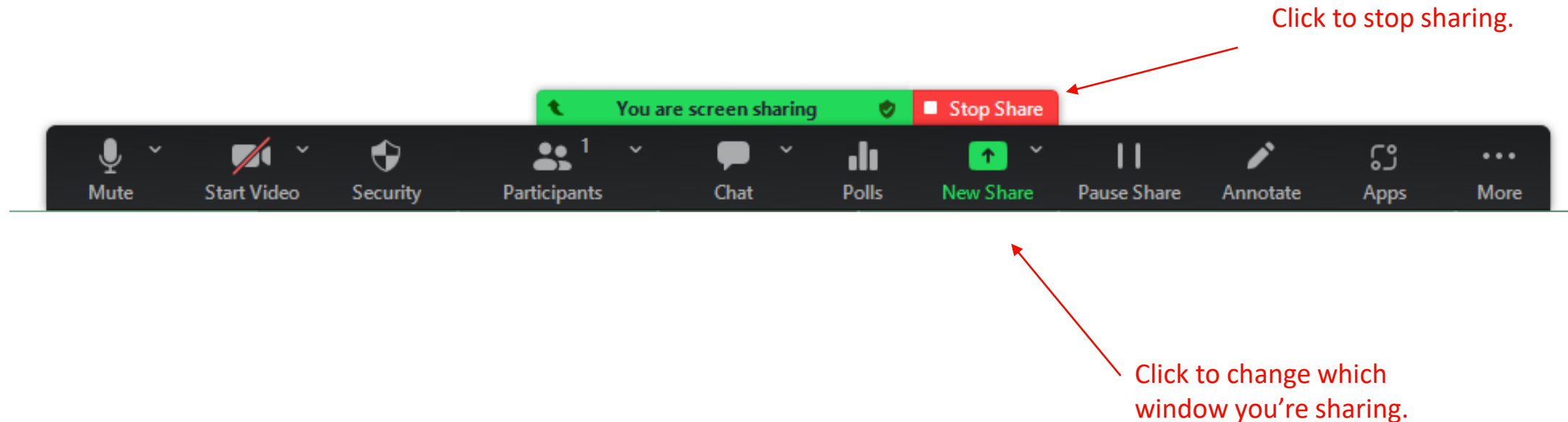
Highlight an individual program/window to only share that.

Options for video sharing.

Click to start sharing.

Using Zoom: Screen Share Buttons

- Once you have started sharing, this bar will appear along the bottom of your screen.
- It can be moved around the screen if needed.



Questions, concerns, or comments?

bierkartfundbursaries@gmail.com